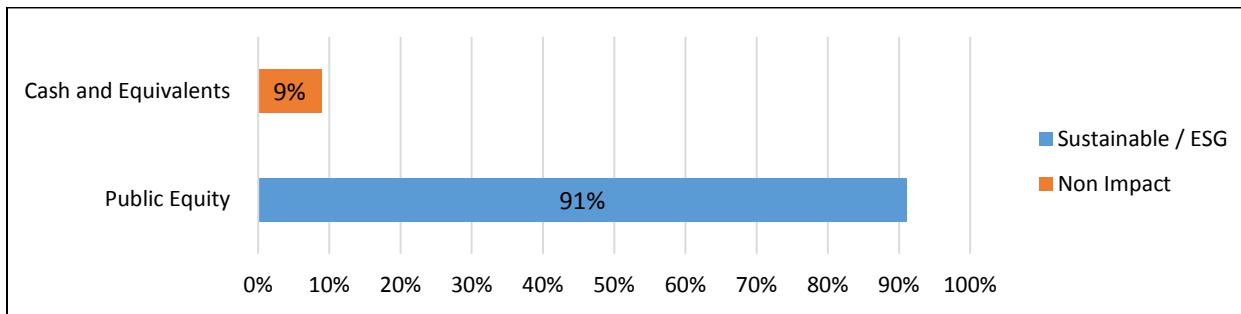
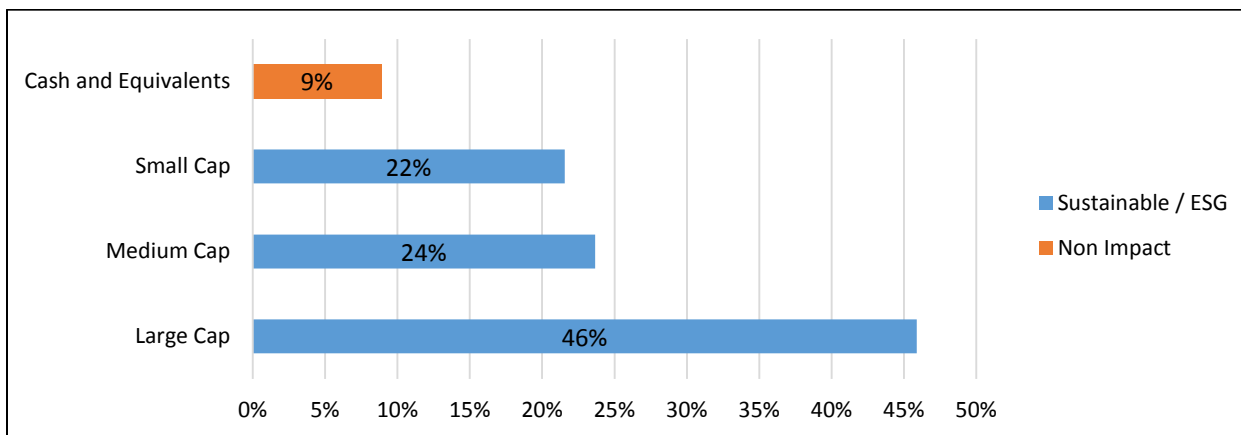


Asset Class Charts - Seamans New Era Technologies Income Strategy (as of 5/31/2017)

Sum of Percent of Assets	Impact Category	
Asset Class	Sustainable / ESG	Non Impact
Cash and Equivalents		9%
Public Equity	91%	

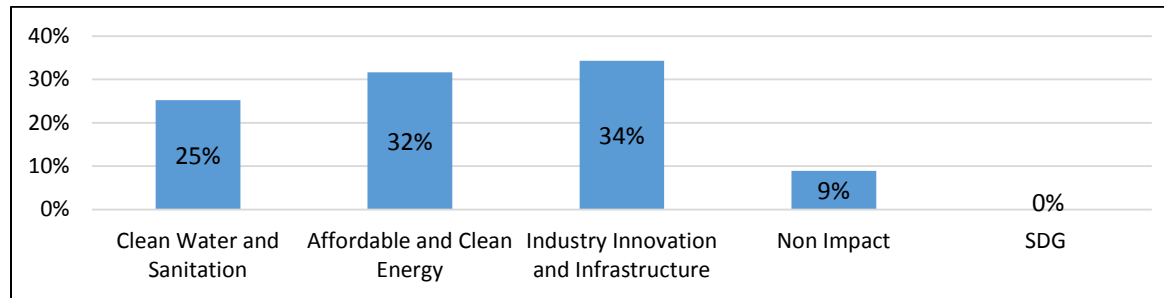


Sum of Percent of Assets	Impact Category	
Subasset class	Sustainable / ESG	Non Impact
Cash and Equivalents		9%
Small Cap	22%	
Medium Cap	24%	
Large Cap	46%	



Primary SDG Charts - Seamans New Era Technologies Income Strategy (as of 5/31/2017)

Primary SDG	Sum of Percent of Assets
Clean Water and Sanitation	25%
Affordable and Clean Energy	32%
Industry Innovation and Infrastructure	34%
Non Impact	9%
SDG	0%



Sum of Percent of Assets	Primary SDG				
	Clean Water and Sanitation	Affordable and Clean Energy	Industry Innovation and Infrastructure	Non Impact	SDG
Cash and Equivalents				9%	
Fixed Income					
Public Equity	25%	32%	34%		
Hedge Funds					
Private Equity					
Real Assets					

